



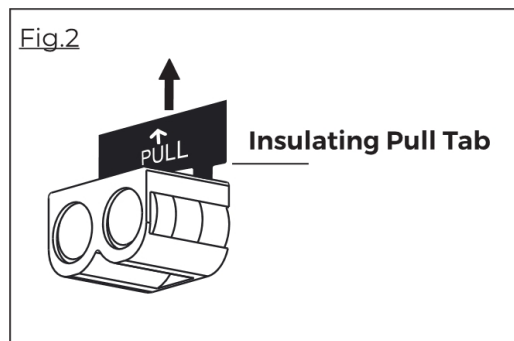
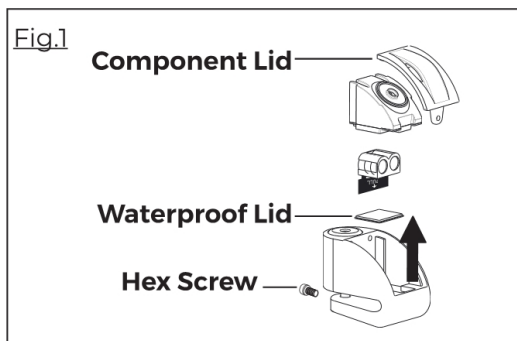
ZT6 DISC LOCK INSTRUCTIONS

120 DECIBELS ALARM

The alarm is loud and has a decibel rating of 120. Please avoid placing the lock next to your ears when the alarm is activated. The extremely loud sound can damage your hearing.

INSTALL BATTERY

1. Insert the key and rotate clockwise to unlock.
 2. Remove the **component lid** by loosening the **hex screw** inside the disc's slide.
 3. Take out the battery compartment. (Fig.1)
 4. Open the **waterproof lid**.
 5. Pull the **insulating pull tab** out from the battery contact to activate. (Fig.2)
 6. Reassemble the parts.
- ※ Make sure the waterproof lid is firmly closed to ensure that waterproofing is not affected.

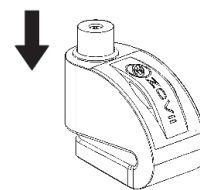


LOCKING WITH ALARM ACTIVATED



1. Install disc lock on the brake disc.
 2. Push down the key barrel halfway and listen for 1 short beep. Then, continue to push down the key barrel until it clicks into place.
 3. After 5 seconds, the siren will sound a single long beep to indicate the alarm is activated.
 4. If the lock is hit or vibrated, the siren will emit five rapid beeps as a warning.
- ※ If no further movements are detected within 5 seconds, the alarm will rearm automatically.
- ※ If movements are continuously detected, the siren will burst out a 120dB alarm for 15 seconds.
- The above process will repeat until no movement is detected.
5. You may stop the alarm by unlocking it.

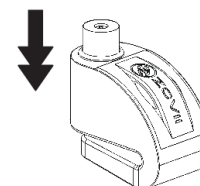
ALARM ON Single beep



LOCKING WITH ALARM DEACTIVATED

1. Push down the key barrel halfway and listen for 2 short beeps. Then, continue to push down the key barrel until it clicks into place. The alarm function is deactivated.

ALARM OFF Double beeps



BATTERY LIFE

The typical life span of LR44 button batteries are approximately 8–12 months. However, frequent triggering or extreme temperatures could shorten battery life.

KEY REGISTRATION & KEY REPLACEMENT

Before use, register your key at www.zoviitech.com using the code (letters + digits) on the keys. You can order replacement keys on the Zovii website if keys are lost.

TROUBLE SHOOTING

1. Alarm not working – Check the battery and ensure your lock is in alarm mode.
2. Lock making a constant sound – Replace the battery.
3. Alarm ringing continuously, broke off, and gave a beep warning sound – Replace the battery.
4. Alarm module is damaged – The alarm module is replaceable. Please contact your local authorized dealers for details.

WARRANTY

One Year Manufacturer Warranty

Zovii warranty obligations for the Zovii product you have just purchased (the "Product") are limited to the terms set forth in this document. **Zovii warrants the Product against defects in materials and workmanship for a period of one (1) year from the date of original purchase ("Warranty Period") when the Product is purchased through an authorized reseller.** If a defect arises and a valid claim with photo is received by Zovii within the Warranty Period, at its option, Zovii will repair the Product or exchange the Product with a functionally equivalent new product. If the Product is exchanged, the replacement product becomes your property. When a refund is given, the Product becomes Zovii's property.

Exclusions and Limitations

Zovii's limited warranty applies only to the Product when purchased through an authorized reseller. The warranty does not apply to any non-Zovii product, even if packaged or sold with the Product. The warranty excludes without limitation any scratching or surface damage, even if packaged or sold with the Product. This warranty applies only to the normal use of the Product, in accordance with written use instructions. **This warranty does not apply to damage caused by accident, abuse, misuse, or modification of the Product.** Products that have been altered or modified are not covered, including those changes made due to improper or unauthorized repair.

No Other Warranties

To the maximum extent permitted by law, this warranty and the remedies set forth above are exclusive and in lieu of all other warranties, remedies and conditions, whether oral or written, express or implied. Zovii specifically disclaims any and all implied warranties, including, without limitation, warranties of merchantability and fitness for a particular purpose. If Zovii cannot lawfully disclaim or exclude implied warranties under applicable law, then to the extent possible any claims under such implied warranties shall expire on expiration of the warranty period. No Zovii reseller, agent, or employee is authorized to make any modification, extension, or addition to this warranty.

Damages Limitation

To the maximum extent permitted by applicable law, in no event shall the Company or its suppliers be liable for any special, incidental, indirect, or consequential damages whatsoever (including, but not limited to, damages for loss of profits, for business interruption, for personal injury.)

Consumer Protection

For consumers who have the benefit of consumer protection laws or regulations in their country of purchase or, if different, their country of residence, that cannot be disclaimed as set forth above ("consumer laws"), the benefits conferred by this warranty are in addition to all rights and remedies conveyed by such consumer laws. To the extent that liability under such consumer laws may be limited, Zovii's liability is limited, at its sole option, to replacement or repair of the product.

※ We do not provide a warranty for damage to surface appearance.

Visit www.zoviitech.com for more warranty details.

CUSTOMER CARE

Email us at info@zoviitech.com if you have any questions about the product.

STAY CONNECTED



www.zoviitech.com



[zoviitech](https://www.facebook.com/zoviitech)



[zoviitech](https://www.instagram.com/zoviitech)



[YouTube Zovii Tech](https://www.youtube.com/ZoviiTech)